

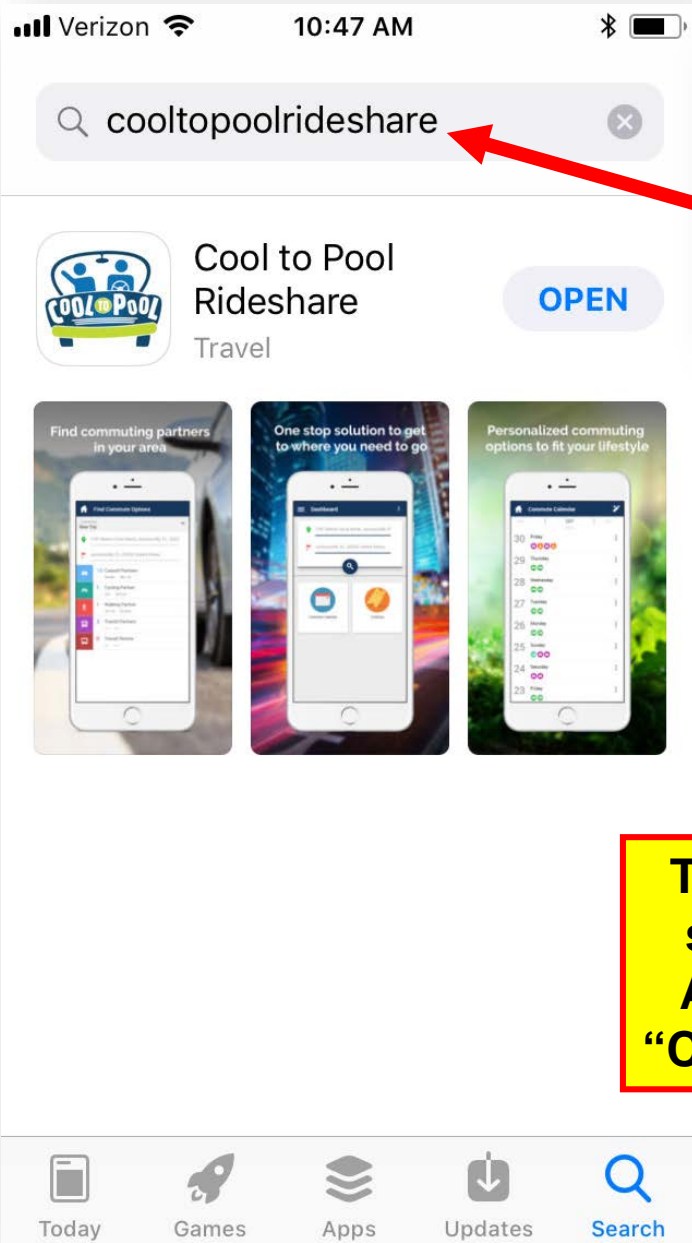


# How to use the Cool to Pool Rideshare Mobile App



The Cool to Pool Rideshare App is an abbreviated version of the web application version. You will get access to the following features: searching for commute options (carpool, bike, walk and transit); login trips in the commuter calendar; searching for new carpool partners; e-mail potential carpool partners; searching transit routes; and information on the carpool vehicle. You will not be able to get an Emergency Ride Home (ERH) voucher with this app. You can only request and print an ERH voucher as well as manage your carpool registration (add / delete carpool partners) from your desktop computer at this time.





**To download the App search in Google or Apple App stores as “CooltoPoolRideshare”**



North Florida **TPO**  
Transportation Planning Organization  
PLAN • FUND • MOBILIZE



LOG IN

You must register first using the web application before you can use the mobile App. To register you can go to [www.tpocooltopool.com](http://www.tpocooltopool.com) Once you are registered you can download the mobile app. Click on “Log In” to start.



Email \*

Password \*

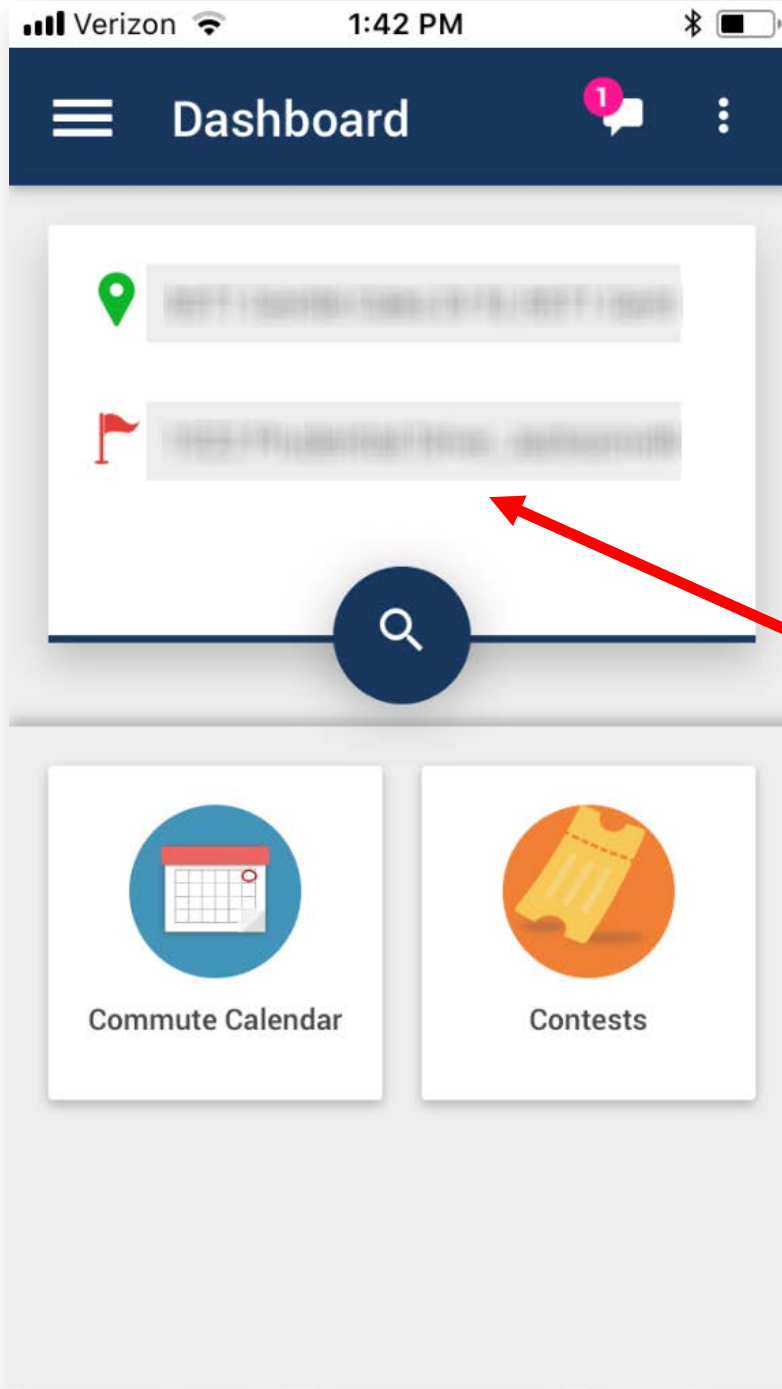
[FORGOT PASSWORD](#)



Keep me signed in

LOG IN

Enter your e-mail and password and click "Log In"



**Your dashboard will show the default origin and destination from your commuting profile. You can make a new search with different origin and destination addresses to find new potential carpool partners and / or transit routes.**

# Find Commute Options

Commute  
My Commute

2 Carpool Partners  
20 min 14 mi

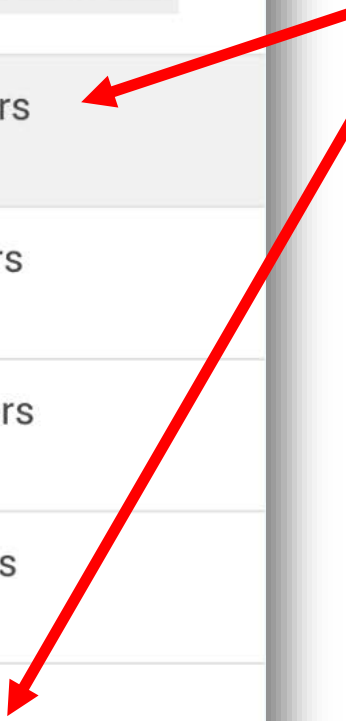
0 Cycling Partners  
59 min 11 mi

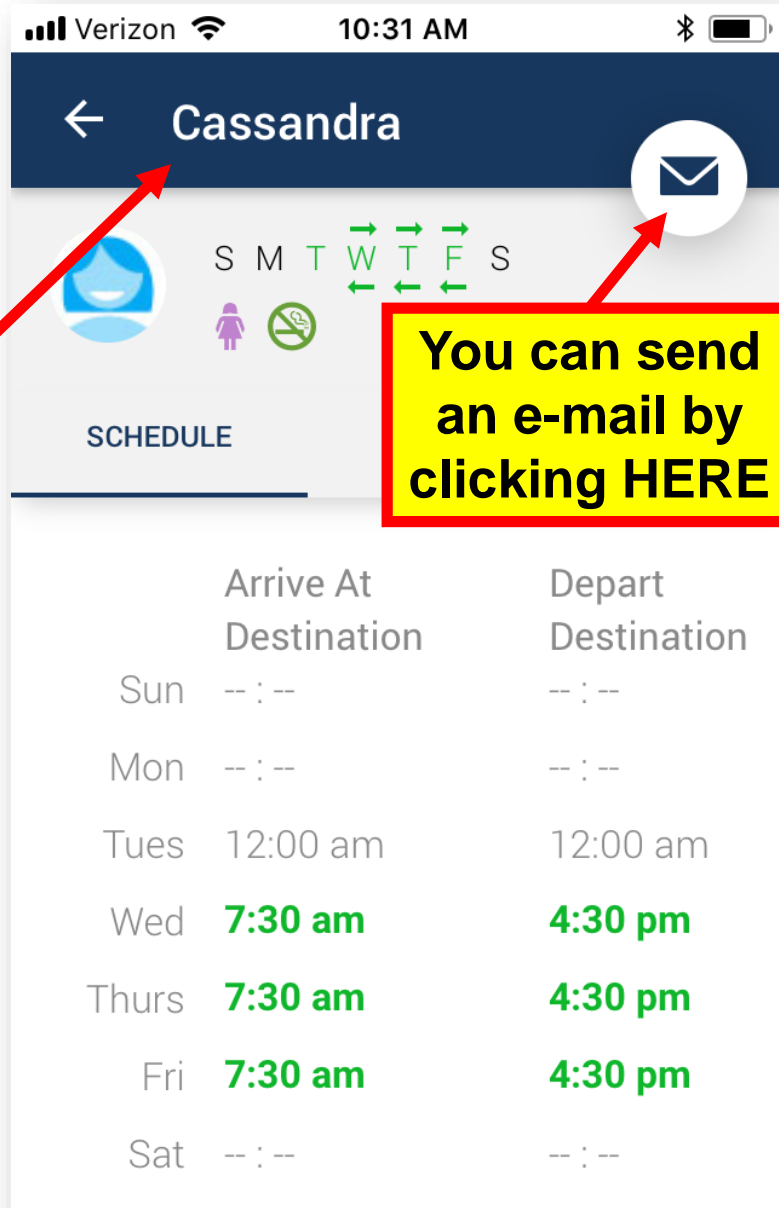
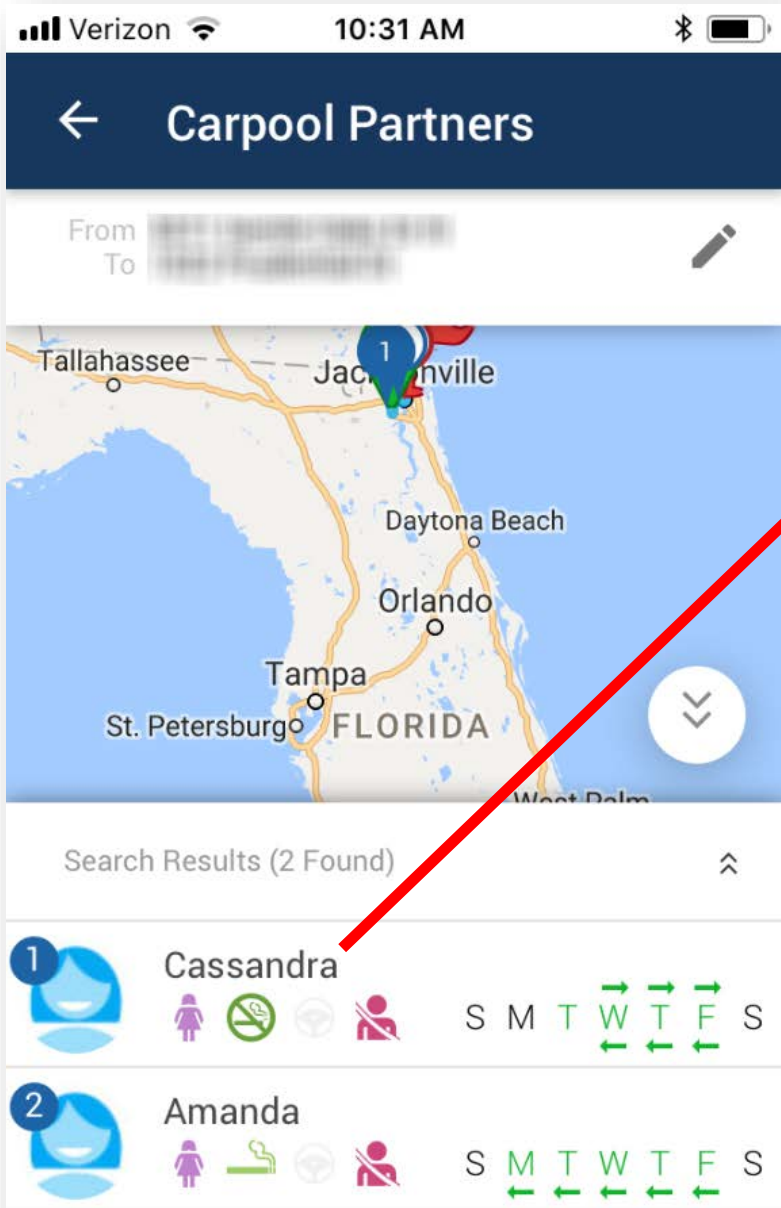
0 Walking Partners  
3.5 hr 10.6 mi

0 Transit Partners  
90 min 14 mi

4 Transit Routes  
90 min 14 mi

**If the system identify matches you will get a result in the commute options list. You can click any of the options listed to get additional information.**





**You can send an e-mail by clicking HERE**

**Potential carpool partners are listed. By selecting one of the options more information is provided.**



Send a Request



MESSAGE

DETAILS

Email Cassandra


Message...

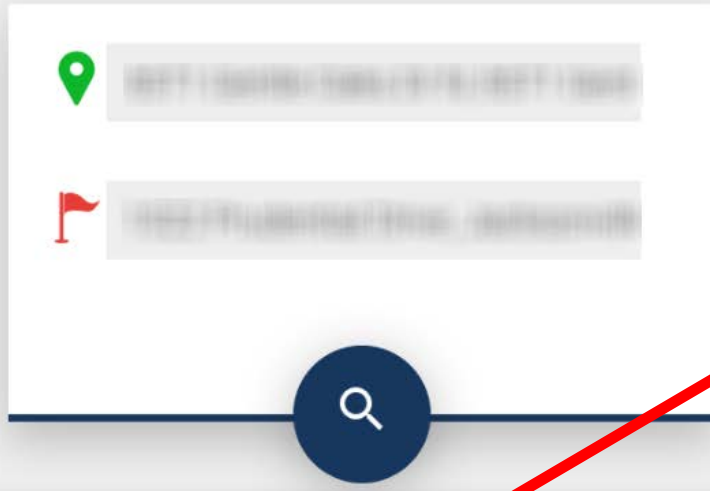
0 / 500

Include phone number in this email

Include email address in this email

**The e-mail allows you to contact the potential partner without sharing your contact information if you choose to.**






A search bar area with a location pin icon on the left and a flag icon below it. The text in the search bar is blurred. Below the search bar is a dark blue circular button with a white magnifying glass icon.



Commute Calendar


A white square button with a blue circular icon containing a calendar with a red header and a small red circle on the right side.

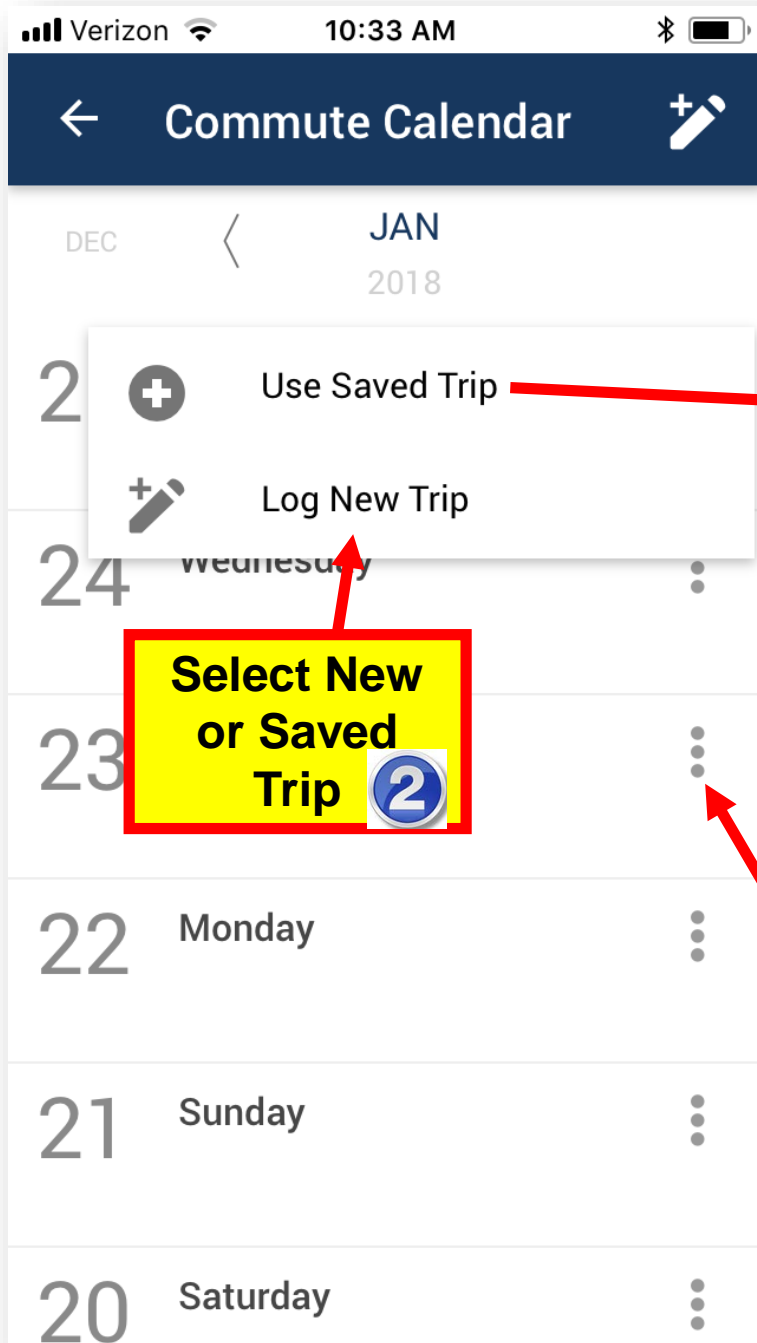


Contests

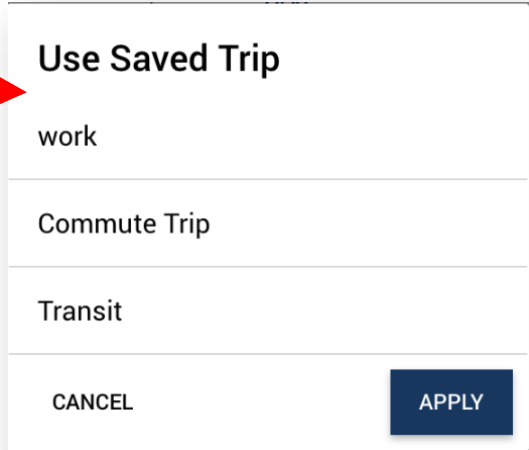
A white square button with an orange circular icon containing a yellow ticket.

**You can also log your carpool trips in the Commuter Calendar to keep your Emergency Ride Home (ERH) eligibility up to date.**





**To make a Calendar entry follow this steps**





**Select New or Saved Trip** ②

**Click HERE to make a calendar entry** ①

**Note: A “Saved Trip” is a trip that was previously saved using either the web application or the mobile application**

# ← Log New Trip

 Travel Mode  
Drove alone (car or motorcyc

Jan 25 | 

Trip Purpose  
Commut

 Origin Address

 Destination Address

Return Trip  One Time Trip

9:00 AM 5:00 PM

Vehicle  
Compact Car

**Add origin and destination**

**And travel times**

# Log New Trip



Travel Mode  
Drove alone (car or motorcyc

Jan 25 |

Trip Purpose  
Commuter

Origin Address

Done

— select —


Drove alone (car or motorcyc...

Drove a carpool

Passenger in a carpool

Single Passenger in a taxi

Select how you made the trip



# ← Log New Trip

Jan 25 |



Trip Purpose  
Commuter



Origin Address



Destination Address



Return Trip



One Time Trip

9:00 AM

5:00 PM


Vehicle

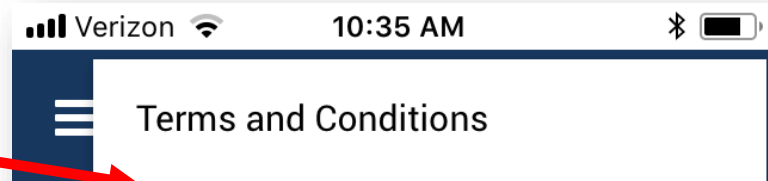

Compact Car



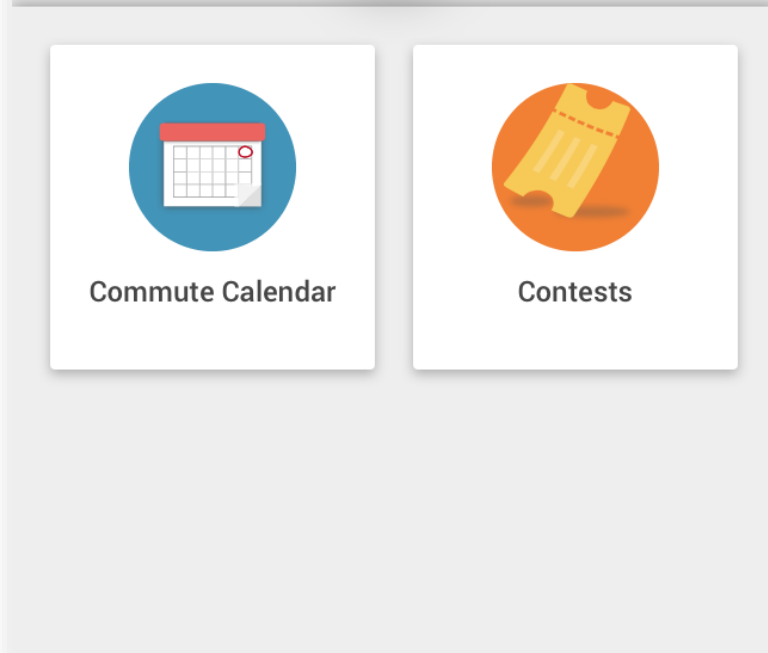
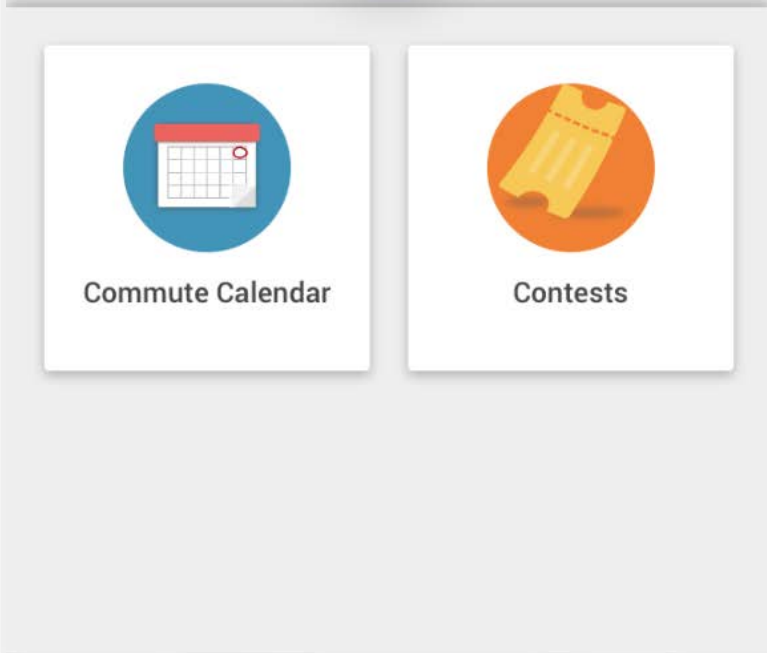
CREATE THIS TRIP

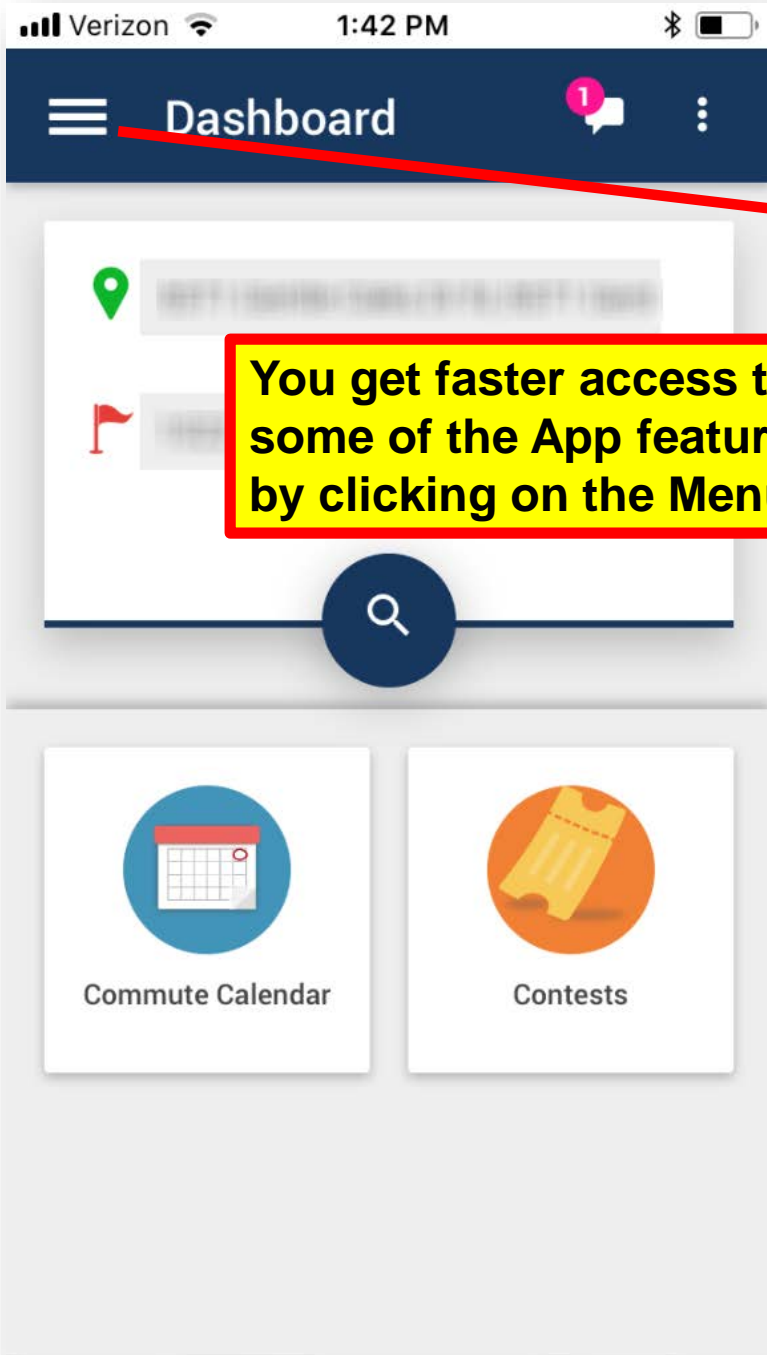
**When you are done click on  
"Create This Trip"**





**From the Main menu you can see the terms and conditions of the program and the privacy statement. You can also send us an email by clicking in "Contact Us".**





**You get faster access to some of the App features by clicking on the Menu**

